



Designed without Limits.  
Inspired by your Vision.

## BESPOKE CARPENTRY

What it really means

### MATERIALS & FINISH

Mix and match materials to balance your design ambition and budget.

### DESIGN WITHOUT LIMITS

If you can imagine it, we can create it.



## LOCAL, FAMILY RUN BUSINESS



Whether you're imagining a wardrobe that adapts to your lifestyle, a living-room piece designed just for your space or a clever solution for an awkward nook, we'll listen closely and craft something beautiful and built to last.

We're delighted you're here, let's get started on creating something uniquely yours.

*Chris Jackson*  
OWNER

Hello and thank you for considering Just Wood Furniture. I'm Chris Jackson, and I'm proud to run this family-built workshop near Exeter together with my team.

We believe that every home deserves furniture that fits perfectly, not just in dimensions, but in feel and way of living. From the moment we visit your home to the final hand-over, our aim is to make the process straightforward, enjoyable and truly personal.

**"The key to Chris's approach is that he genuinely wants his customers to be happy with the end product."**

Adrian D, July 2025 ★★★★★ Google



Quality spray-finish in 'Wine Dark' by Farrow & Ball with oak inlay fingerpull detailing.



# BESPOKE CABINETRY

## WHAT IT REALLY MEANS



### What Makes JWF Different

We're often asked what makes us different. The answer lies in how we design, build and finish every piece. Real projects show this best, revealing the care and skill that go into creating furniture that truly fits.

The term 'bespoke' is used a lot, but we mean it. At Just Wood Furniture, every detail is designed around your home. Nothing is

standard. We set the exact width, depth and height of each section so every inch is used well, with no wasted space.

Every cabinet is **made to measure**, built to fit your room properly and finished to suit your style.



"The craftsmanship is simply exceptional. The attention to detail, quality of materials, and precision are second to none."

Mark S, Jan 2025 ★★★★★ Google

Spray painted for a luxury finish in 'Purbeck Stone' by Farrow & Ball.



# DESIGN THAT FITS PERFECTLY

Unlike modular or standard-sized cabinetry, our designs are individually tailored to the precise dimensions of each space.

We begin by allowing a small spacer to either side, then divide the remaining space into as many cabinets as possible, ideally keeping each cabinet under 100 cm wide.

**Our core design philosophy is balance and proportion.** All doors are designed to be equal in width, and we plan each cabinet to maximise available space whilst ensuring symmetry and proportion throughout.

When space is tight, such as between a bed and a wall, we adjust cabinet widths and hinge positions to allow full opening and easy access.

Vertically, we apply the same precision. The bottom plinth (or kickboard) allows access to levelling feet at the back. A discreet top filler above the cabinet compensates for varying ceiling-levels, ensuring a clean fit against the ceiling.

Where rooms feature angled ceilings, common in loft conversions, we tailor cabinet shapes to follow roof pitches and irregular walls. Left to right, front to back, or corner to



corner, every angle is designed to fit perfectly.

This commitment to proportion and fit ensures our cabinetry maximises every inch of space while maintaining consistent design harmony - a principle at the heart of our craftsmanship.



Discreet pull-down handles for easy access.



Our interiors  
are entirely  
customisable

## A PLACE FOR EVERYTHING

Our interiors are entirely customisable - never dictated by factory presets. Shelves, dividers, and compartments can be positioned horizontally, vertically, or even at an angle to suit your exact needs. We design around how you live.

- ⌘ We tailor each section of your wardrobe to your own garments to eliminate wasted space. Half-height hanging is great for blouses & shirts, with full-length hanging for dresses and coats.
- ⌘ Standard wardrobes are often 60 cm deep, which works for jackets but not folded clothes. Our **bespoke** linen baskets make deep shelves practical, giving you two tidy rows of T-shirts and easy pull-out access, even on high shelves.
- ⌘ Lower spaces can be fitted with drawers, while upper storage can use pull-down hanging rails. Our rails can be mounted up to 2.4 m high, yet easily accessible via discreet pull-down handles eliminating the need for steps
- ⌘ **Bespoke** shoe storage can be created from angled display shelves and rotating carousels to drawers and tall compartments for knee-high boots.



Rotating shoe storage




Linen baskets



Trays for belts, ties and jewellery




# MATERIALS & FINISH





## Select from our range of durable, beautifully made finishes

We start with the best. Each cabinet is made from high-density, premium-grade MDF for its strength, stability and superbly smooth finish. From there, every aesthetic choice is yours.

Depending on the project you can choose from:

-  A high quality **spray painted finish** to match any Farrow & Ball, Little Greene, or Dulux colour chart

-  A choice of 32 durable melamine finishes with realistic textures

-  A selection of beautiful natural wood veneers such as oak or walnut for a traditional, high-end aesthetic

These quality materials can be mixed and matched to balance your design and budget, a flexibility unique to our **bespoke** approach.

For an extra touch of luxury, you can add **integrated LED lighting**, precision-cut into cabinet panels and controlled by motion

sensors or discreet switches, adding both atmosphere and function. The lighting is both practical and atmospheric, ideal for early mornings or late evenings without disturbing others.

## Sustainability

We use responsibly sourced Finsa boards with FSC® and PEFC certified options available on request.





# CREATIVE DOOR DESIGNS

All doors are crafted in-house using **precision CNC machinery**. From timeless styles such as Shaker and farmhouse, to contemporary fretwork, mirrored fronts, decorative fluting, reeding, or geometric patterns. If you can imagine it, we can create it.



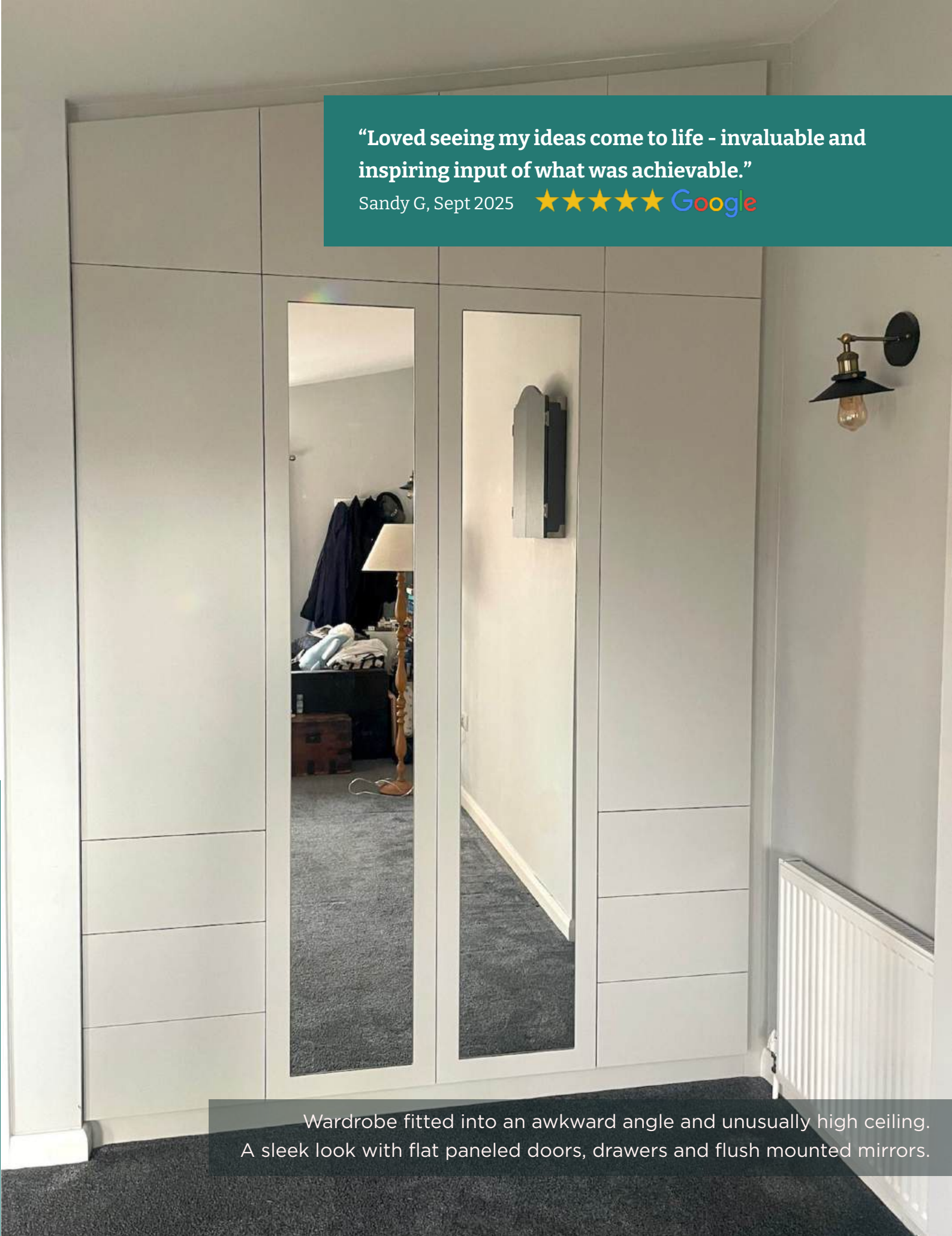
If you can imagine it, we can create it...



Example of some of the door designs we can offer

“Loved seeing my ideas come to life - invaluable and inspiring input of what was achievable.”

Sandy G, Sept 2025 ★★★★★ Google




Wardrobe fitted into an awkward angle and unusually high ceiling. A sleek look with flat paneled doors, drawers and flush mounted mirrors.





Display unit in lounge in two-tone, coco and grey melamine finish.

# BUILT BEAUTIFULLY, BUILT TO LAST



Designer, Tom Jackson



Every JWF project begins as a detailed 3D digital model. This guides our CNC machinery to cut, drill and joint with pinpoint accuracy. The result is flawless alignment and a seamless finish throughout.

You won't find rows of unused holes or visible fixings in our furniture. Shelves and connecting panels are structurally integrated, creating seamless, ultra-strong cabinetry without visible supports or caps - the kind of craftsmanship you don't see, but immediately feel in the quality.

Our digital design process also allows us to work with the quirks of real homes -

accommodating beams, RSJs, pipes, sloping ceilings and uneven walls. We routinely integrate design solutions such as hidden access panels or discreet ventilation details into cabinetry, ensuring every element is both functional and beautiful.



State of the art CNC machinery



# OUR PROCESS: FROM HOME VISIT TO INSTALLATION

Whether you know exactly what you want or need a little help figuring it out, we're here to help.

## Our Process & Timeline

Once your deposit is received, your furniture will be installed within 6-8 weeks.

We follow a simple process :

*Your enquiry → Home visit → 3D visuals →*

*Refining the design → Build → Installation*

## Home Visit

Your time is valuable, which is why we come to you. Chris will conduct a site survey, he'll bring samples of finishes and guide you through what we know works, offering helpful

suggestions and give you an idea of cost. From our discussions Tom will produce 3D visualisations of your furniture back at the workshop. You then get an opportunity to refine the design via email, a meeting at the workshop or Loom video feedback, whichever works for you.

## Installation

Your furniture is built in our workshop in Greendale Business Park. We bring all the elements of your furniture to install in your home. Any mess is minimised, leaving your space clean and tidy.

From the first conversation to the final installation, we make the process easy, collaborative, and enjoyable.

## Have questions?

Contact Chris Jackson at  
[hello@justwoodfurniture.co.uk](mailto:hello@justwoodfurniture.co.uk)  
Or use our [contact form here](#).



For more information

[hello@justwoodfurniture.co.uk](mailto:hello@justwoodfurniture.co.uk)

Phone: 01392 240 888

[justwoodfurniture.co.uk](http://justwoodfurniture.co.uk)

Or use our [contact form here](#)

Instagram @Just\_Wood\_Furniture

Facebook @justwoodfurnitureuk

Designed without Limits.

Inspired by your Vision.

